



SONHO PUMP

SONHO PUMP, reliable submersible pump.



BT-Series GRINDER PUMP



台正字第8365號

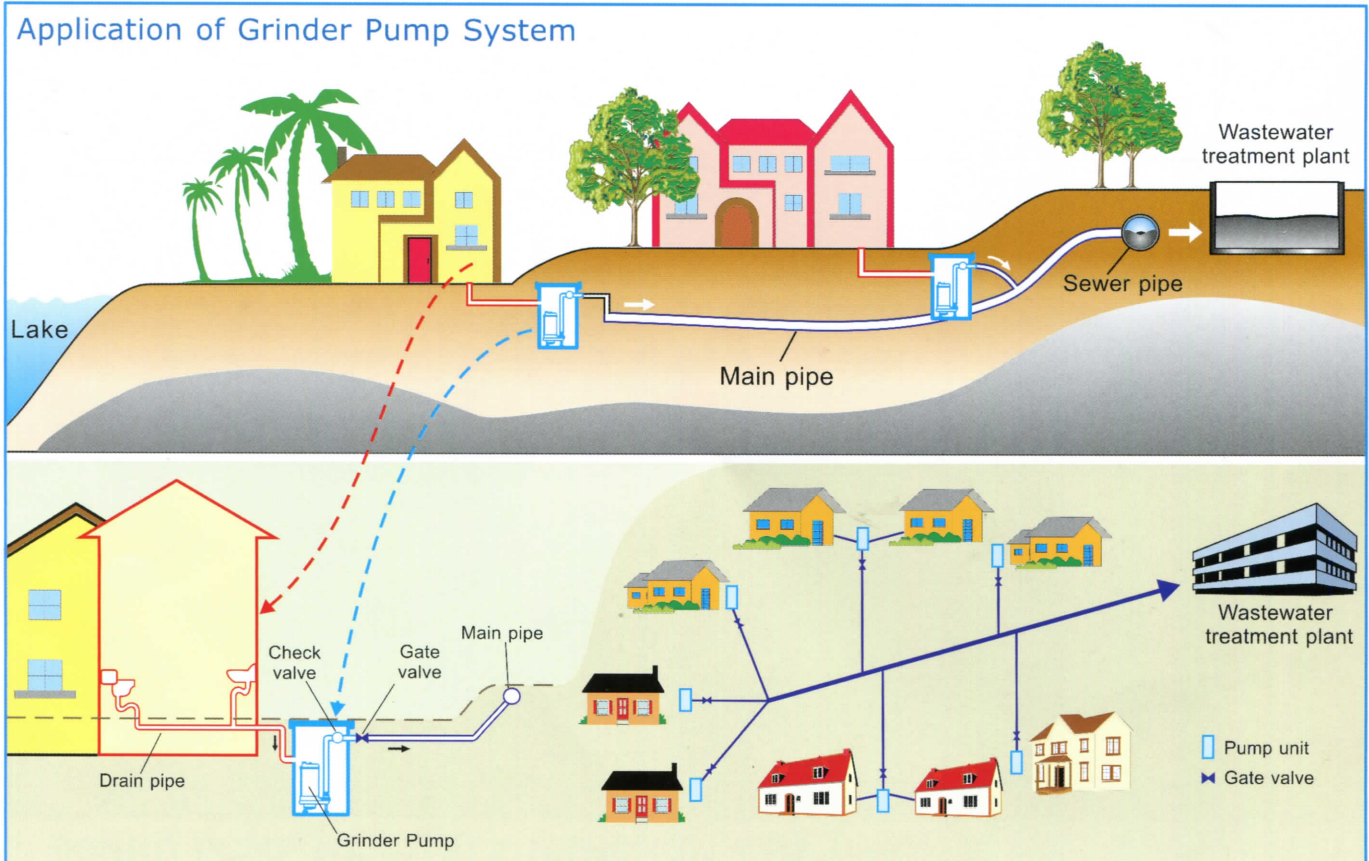
FEATURES

1. Grinding and shredding effects are applied to raise operating efficiency and able to handle soft solids in suspension or organic wastes in water.
 2. Portable, non-clogging design and high wear-resistance are applied to grinding ring and shredding ring.
 3. Dependable mechanical seal and o-ring are adopted to maintain long time operation and high precision is applied to raise stability and efficiency of motors.
 4. Inner cable wires and cable base are upgraded by filling EPOXY to raise humidity-resistance.
 5. Motor frame, shaft, screws are made of stainless steel to make long service life.
- Float switch is available for model 2Hp.



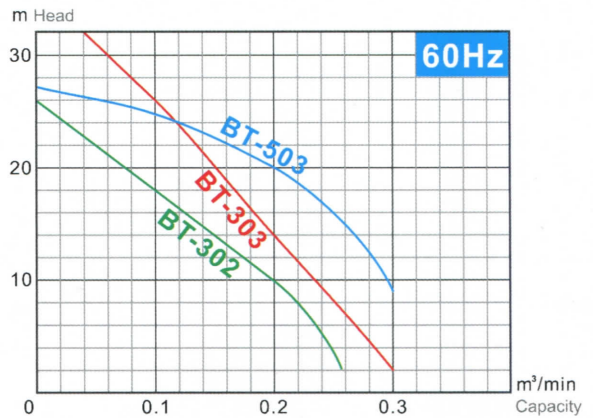
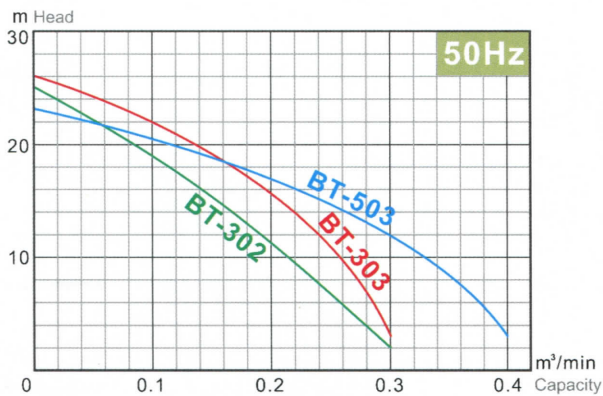
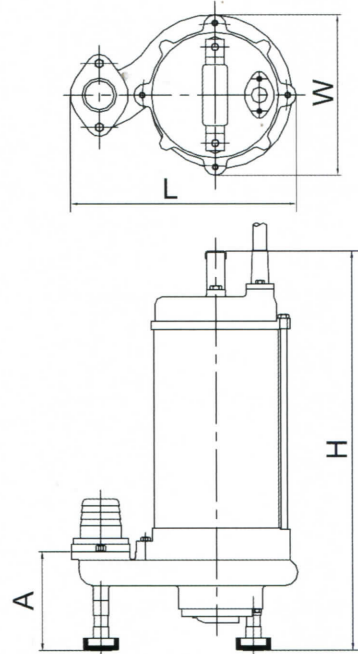
APPLICATIONS

Pumping of residential wastewater from toilets, bathtubs, and washing machines; drainage of subway/tunnel, wastewater treatment of public laundry, textile industries and other industries.



SONHO

BT-Series GRINDER PUMP



SPECIFICATIONS of 50/60Hz

Model	Output Hp(kW)	Outlet Diameter (mm)inch	Phase ϕ	Pole	Voltage	Standards		DIMENSIONS (mm)				Weight kg
						Head m	Capacity m³/min	A	L	W	H	
BT-302	2 (1.5)	32 (1¼")	1 ϕ	2	220~480V	21	0.06	130	300	210	560	36
			3 ϕ								470	33
BT-303	3 (2.2)	32 (1¼")	3 ϕ	2	220~480V	23/30	0.06	130	300	210	520	37
BT-503	3 (2.2)	50 (2")	3 ϕ	2	220~480V	17/20	0.2	130	300	210	520	38